






# Belmont Elementary School Boundary

-  City Boundary
-  Elementary School
-  Middle School
-  High School
-  School Boundary



## USD 232

Unified School District No. 232

[www.usd232.org](http://www.usd232.org)

JOHNSON COUNTY  
KANSAS  
AIMS GIS & Mapping

For more information refer to Johnson County  
Online Mapping at: <http://maps.jocogov.org/ims/>

